


Tube Cleaning Machine	
Industrial/ Marine Application	Model : LKS-TCM-V2

Functions & Features

The LKS electrical driven tube-cleaning machine is especially design for cleaning tube, juice heater and vacuum pan tubes. This TCM model is also a economy tube cleaning machine which is an electrical type and is suitable for all type of boiler provided the tubes size is in between ½ “ to 4” internal diameter.



Description

The Model LKS-TCM is a machine that removal of scale from evaporator tubes can be an irksome and very tiring task, as well as being costly, but it is one which is essential for the efficient running and operation of every palm oil mill and general industries. The job needs to be done quickly and effectively, at the lowest possible cost while at the same time damage to the tube walls must be avoided. LKS tube cleaning equipment is in operation in most sugar producing countries of the world and is a popular acquisition. It is backed by more than 60 years of field experience.

Tools and Type

The latest, very comprehensive range of tools and equipment is range of tools and equipment is available for all tube bore diameters from ½ inch (12mm) to 4 inches (102mm) and suit all manner of scale conditions. Both electric and air drive are available, for use when cleaning evaporator, juice heater and vacuum pan tubes, while water drives are also available; these have been found to extremely useful in many varied mill conditions.

Recommendation

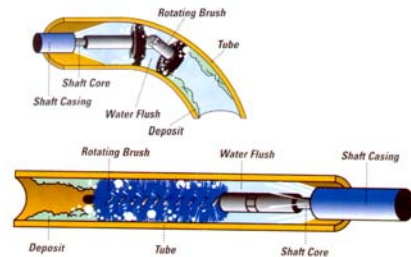
Conditions inevitably vary from mill to mill, and client are encouraged to acquaint the manufacturers with any problems they may have be made for the best selection of tools or brushes for expeditious and effective cleaning.

Line Voltage

240 VAC / 50 Hz
415 VAC/ 50 Hz

Approximate weight

2 Hp Machine	22 Kg
3 Hp Machine	25 Kg
Flexible drive (26' x ½")	16 Kg
Tool (PH 2½")	0.4 Kg



Curve or Straight Tube Flexible Shaft

TCM Tube Cleaner Flexible Shaft for Cleaning Tubes/Pipes 1" (25.4mm) I.D. and Up

The impressive TCM Tube Cleaner Shaft incorporates the same operating principles as the TCM but at double the horsepower. Equipped with a full 2HP (15 kW) or 3HP drive motor and heavy-duty flexible shaft, this machine has the strength needed to clean tubes/pipes 1" (25.4mm) I.D. and up. Flexible shafts and accessories are available for both wet or dry applications.



Distributor:

Manufacturer:

LKS (M) SDN BHD Tel:603-5124 0822 Fax:603-5124 0222 E-mail: info@lkssb.com.my
No.15, Jalan Anggerik Mokara 1/6, Kota Kemuning, 40460 Shah Alam, Selangor, Malaysia.

Our policy is one continuous improvement, therefore the information contained in this catalog may be subject to change without prior notice and does not form any part of contract between LKS (M) SDN. BHD. and customer.

Cleaning Tools

Cone Cutter Assemblies are designed for removing scale deposit from straight and curved tubes, Assemblies should be slightly smaller than tube I.D. The innovative design of then cones ensures a through cleaning. In water tube boilers, cone cutters are the most effective cleaning tools for all conditions

Single and Double Cone Assemble

Assemblies consisting of one or two cone elements are used for cleaning straight tubes 1.1/8" ~ 2.5/16" (29 ~ 59mm) I.D. and curved tubes 1.1/4" ~ 2.3/8" (32 ~ 60mm) I.D.

Disc Cone Assemblies


Assemblies consisting of three cone elements are used for cleaning straight tube 2.3/8" ~ 3.3/4" (60 ~ 95mm) I.D. and curved tubes 2.1/2" ~ 4" (64 ~ 102mm) I.D.

Straight Tube Wheel Brush Assemblies

Recommended for removing soft and light scale deposits in straight or ferrous tubes. Each assembly consists of four stainless steel wire wheel brush attached to a universal join. Brush should be 1/8" to 1/4" (3.2-6.4mm) smaller than tube I.D.

Curve Tube Wheel Brush Assemblies

Recommended for removing soft and light scale deposits in straight or ferrous tubes. Each assembly consists of a single stainless steel wire wheel brush attached to each end of a universal join. Brush should be 1/4" to 3/8" (6.4-9.5mm) smaller than tube I.D.



ORDERING INFORMATION		
MODEL NO		
ELECTRICAL DRIVE MOTOR CAPACITY		
1. 2HP & 415 VAC/ 50 HZ 2. 2HP & 240 VAC/ 50 HZ 3. 3HP & 415 VAC/ 50 HZ		
FLEXIBLE DRIVE		
15 – 15' (381mm) x 3/4" (19.05mm) x 1/2" Core 25 – 25' (635mm) x 3/4" (19.05mm) x 1/2" Core 35 – 35' (889mm) x 3/4" (19.05mm) x 1/2" Core 50 – 50' (1270mm) x 3/4" (19.05mm) x 1/2" Core		
TOOLS & SPARE		
Single Cone Assembly	Double Cone Assembly	Straight Tube Wheel Brush Ass.
SCA-100 – 1.1/4"	DCA-100 – 1.1/4"	WBS-100 – 1.1/8"
SCA-112 – 1.1/2"	DCA-112 – 1.1/2"	WBS-125 – 1.3/8"
SCA-125 – 1.3/4"	DCA-125 – 1.3/4"	WBS-150 – 1.5/8"
SCA-150 – 2"	DCA-150 – 2"	WBS-175 – 2.1/8"
Disc Cone Assembly	Drill Cone Assembly	Curve Tube Wheel Brush Ass.
CDC-101 – 2.1/2"	DDC-100 – 1"	WBC-100 – 1.1/4"
CDC-102 – 3.1/8"	DDC-125 – 1.1/4"	WBC-125 – 1.1/2"
CDC-103 – 3.11/16"	DDC-175 – 1.3/4"	WBC-150 – 1.3/4"
		WBC-175 – 2"
TCM	- 1	2 1-

Manufacturer:

LKS (M) SDN BHD Tel:603-5124 0822 Fax:603-5124 0222 E-mail: info@lkssb.com.my
 No.15, Jalan Anggerik Mokara 1/6, Kota Kemuning, 40460 Shah Alam, Selangor, Malaysia.

Our policy is one continuous improvement, therefore the information contained in this catalog may be subject to change without prior notice and does not form any part of contract between LKS (M) SDN. BHD. and customer.